



Washington State Department of
Early Learning

Early Childhood Education and Assistance Program: Overview and Outcomes

Senate Early Learning & K-12 Education Committee
January 27, 2011

Kelli Bohanon, Assistant Director for Partnerships & Collaboration
Department of Early Learning



Meet Melissa

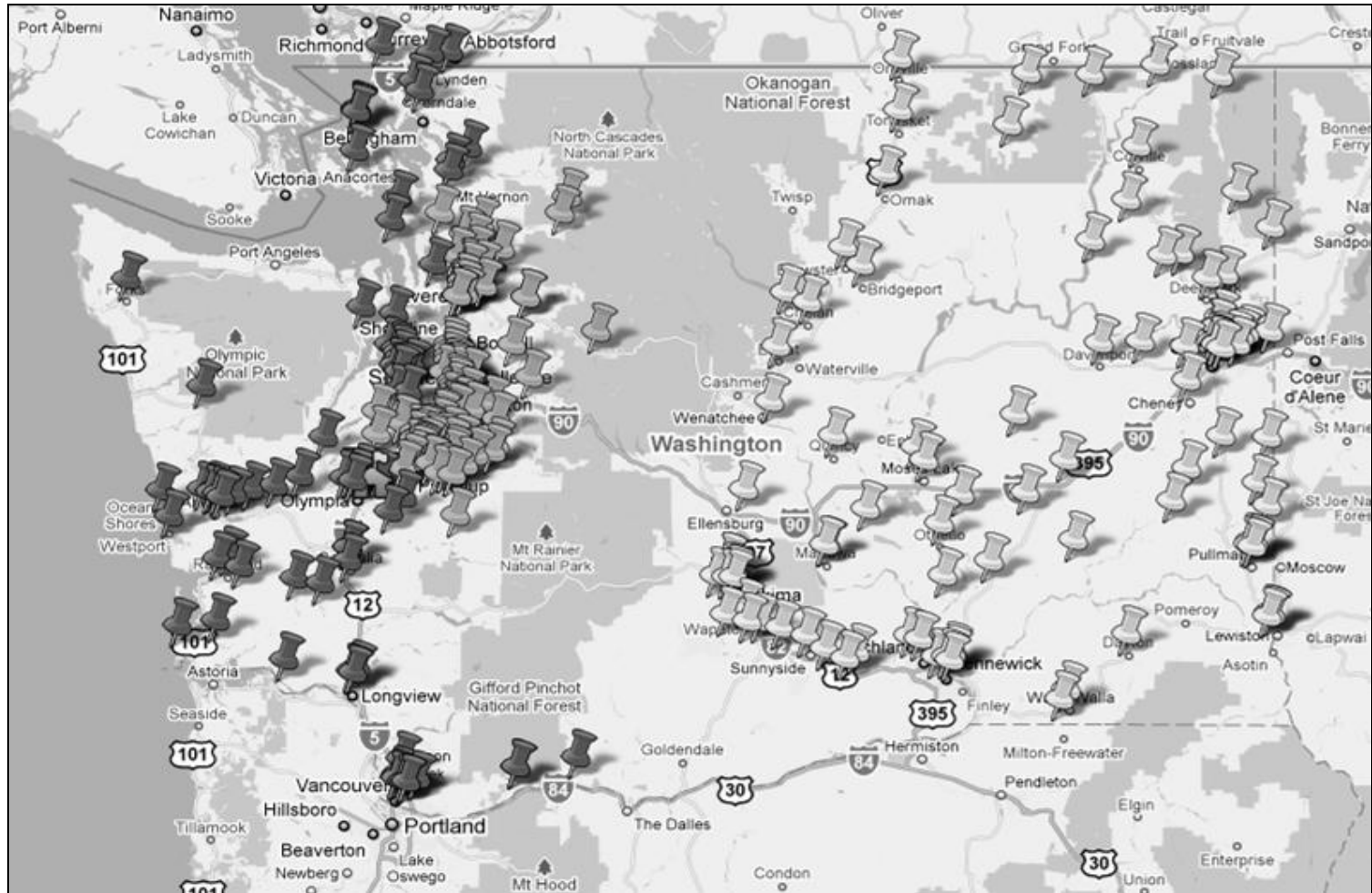


What is ECEAP?



- ◆ Created in 1985
- ◆ Modeled after federal Head Start program
- ◆ 260 sites statewide

ECEAP classrooms



Goals of ECEAP

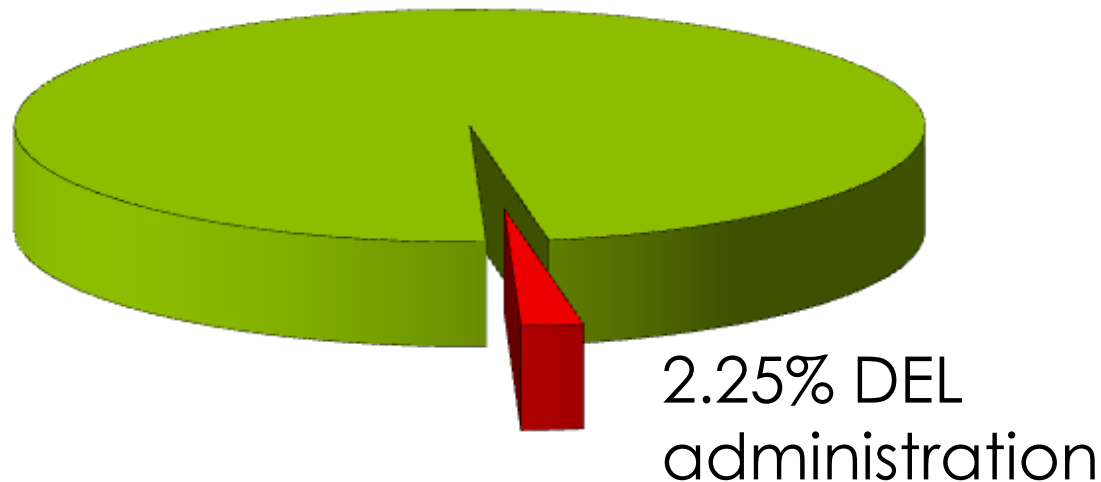
- ◆ Foster each child's development to enhance opportunities for success in school and life.
- ◆ Integrate education, family support and health services.
- ◆ Focus on family strengths and support each parent as their child's first and most important teacher.

ECEAP funding

\$54,685,000 for 2010-11 school year

Minimum \$6,630 per slot to contractors

97.75% contracts to communities



DEL's role

- ◆ Manage ECEAP contracts
- ◆ Establish and monitor performance standards
- ◆ Conduct monitoring visits
- ◆ Provide training and technical assistance
- ◆ Support action plans for improvement
- ◆ Manage, analyze and report ECEAP data

Who is served by ECEAP?

- ◆ For 2010-11, there are slots for 8,024 children, eligible by:
 - Income \leq 110% FPL (\$24,255 for family of 4)
 - Special education
 - Developmental or environmental risk factors

- ◆ Two-thirds of ECEAP families are at or below 80% FPL (\$17,640 for family of 4)

Who is served by ECEAP? (cont'd)

- ◆ 63% speak English at home
- ◆ 31% speak Spanish at home
- ◆ 6% speak another home language



Who is served by ECEAP? (cont'd)

◆ At time of enrollment:

- 6.6% were homeless
- 2.4% were in foster care
- 9% had no primary medical home
- 28% had not had a medical exam within a year
- 51% had not had a dental exam




ECEAP services and outcomes



Preschool
education



Family
partnerships



Health
coordination
and nutrition

Preschool education



Social
development
peer interaction
follow directions

Emotional
development
self control
impulse control

Cognitive
development
follow directions
impulse control

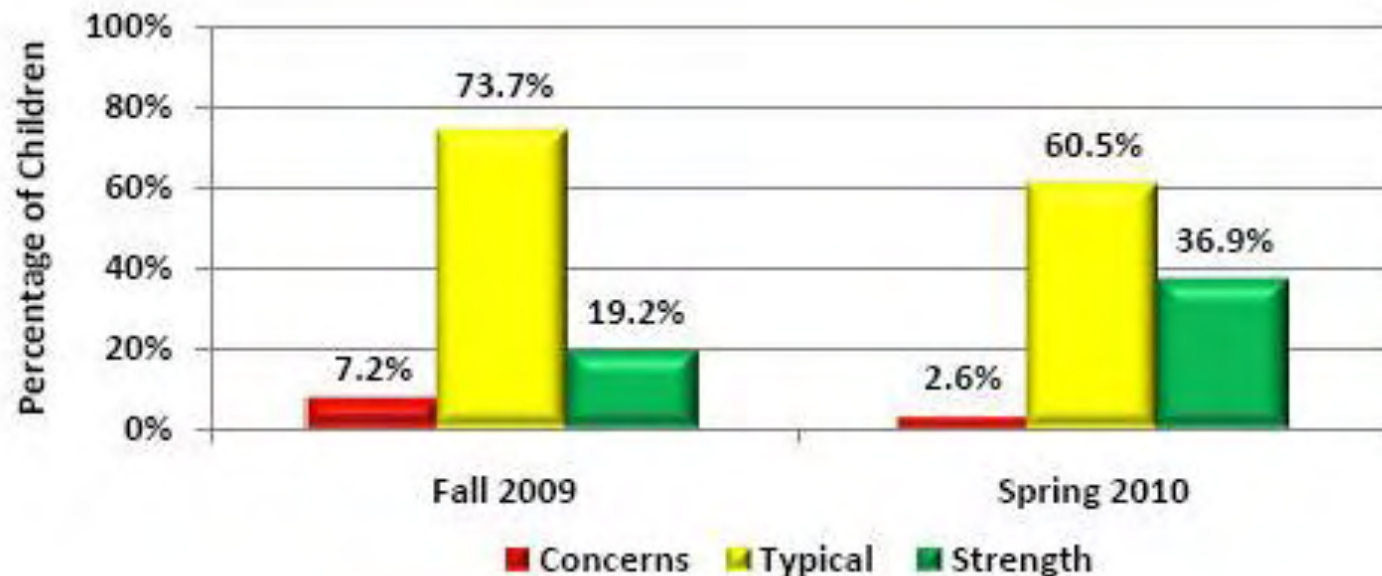
Language
development
follow directions
verbal communication

Physical
development
physical health

Social-emotional outcomes*

School year 2009-10

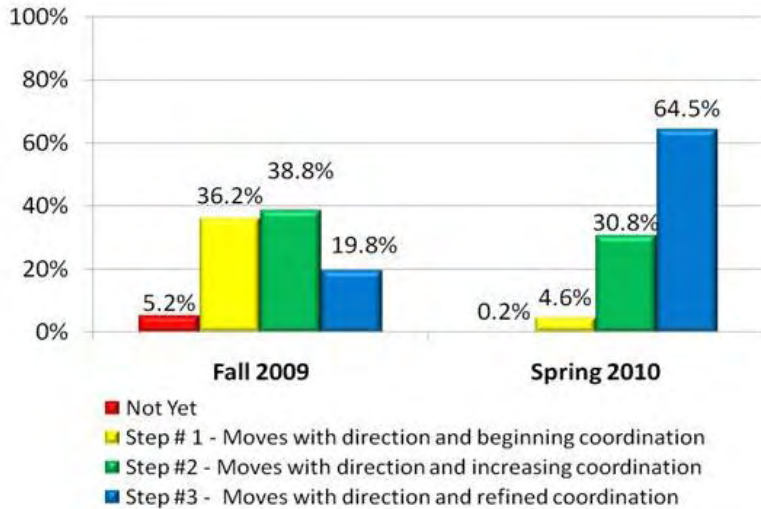
TOTAL PROTECTIVE FACTORS



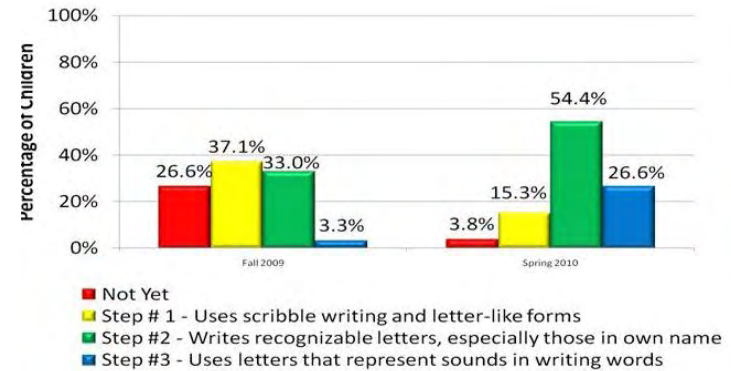
*Devereux Early Childhood Assessment
N=6,813

Learning outcomes* School year 2009-10

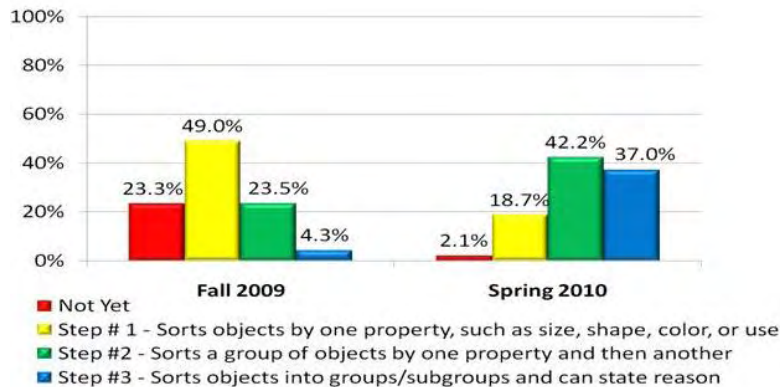
BASIC LOCOMOTOR SKILLS



WRITES LETTERS AND WORDS




CLASSIFIES OBJECTS



* Creative Curriculum Developmental Continuum
N=3,900

Health coordination and nutrition

- ◆ Access to medical and dental care
- ◆ Medical and dental exams
- ◆ Toothbrushing
- ◆ Healthy meals and snacks
- ◆ Health and hygiene curriculum
- ◆ Physical activity curriculum
- ◆ Family education and events
- ◆ Health & nutrition referrals and follow-up




Health outcomes School year 2009-10

	AT ENROLLMENT	END OF SCHOOL YEAR
Well-child exams	28% of children behind	96% up-to-date
Dental screenings	50.7% of children behind	95% up-to-date

Family partnerships

- ◆ Classroom volunteers
- ◆ Program decision-making
- ◆ Leadership development
- ◆ Parenting skill development
- ◆ Family events
- ◆ Child goal-setting
- ◆ Family goal-setting
- ◆ Resources & referrals
- ◆ Encouraging long-term participation in their children's education



Family outcomes

School year 2009-10

	FALL 2009	SPRING 2010
Know community programs	59%	81%
Comfortable talking with educators	86%	96%
Help their child develop and behave	75%	90%
Talk with trusted people	78%	88%
Rely on someone when they need help	73%	84%
Read to child more than 3 times a week	55%	71%
Have a goal and a plan for reaching it	61%	85%
Reached a major goal in the last year	12%	35%

Improvements since DEL

- ◆ 34% expansion of children served
- ◆ Achieved and maintained full enrollment
- ◆ Increased consistency, intensity of monitoring
- ◆ Revised contract for accountability
- ◆ Increased classroom hours: 240 to 320
- ◆ Set family support caseloads
- ◆ Implemented a statewide social-emotional assessment

Next steps

- ◆ Choose assessment tool aligned with WaKIDS
- ◆ Increase training
- ◆ Improve data collection



Washington State Department of
Early Learning

2009-2010 DEL ECEAP Outcomes Report

www.del.wa.gov/eceap

