



Washington State Department of
Early Learning

Early learning updates

Senate Early Learning & K-12 Education Committee

December 7, 2011



Today

- ✓ Race to the Top-Early Learning Challenge Grant—Washington's application
- ✓ Early Childhood Education and Assistance Program (ECEAP) overview

Race to the Top—Early Learning Challenge

www.del.wa.gov/government/racetotop

Race to the Top-Early Learning Challenge

- ✓ U.S. Departments of Education and Health and Human Services
- ✓ \$500 million competitive grant to:
 - Improve the quality of early learning and development programs and services
 - Close the achievement gap for children with high needs
 - Support states' efforts to increase the number of low-income and disadvantaged children in each age group of infants, toddlers and preschoolers enrolled in high-quality early learning and development programs

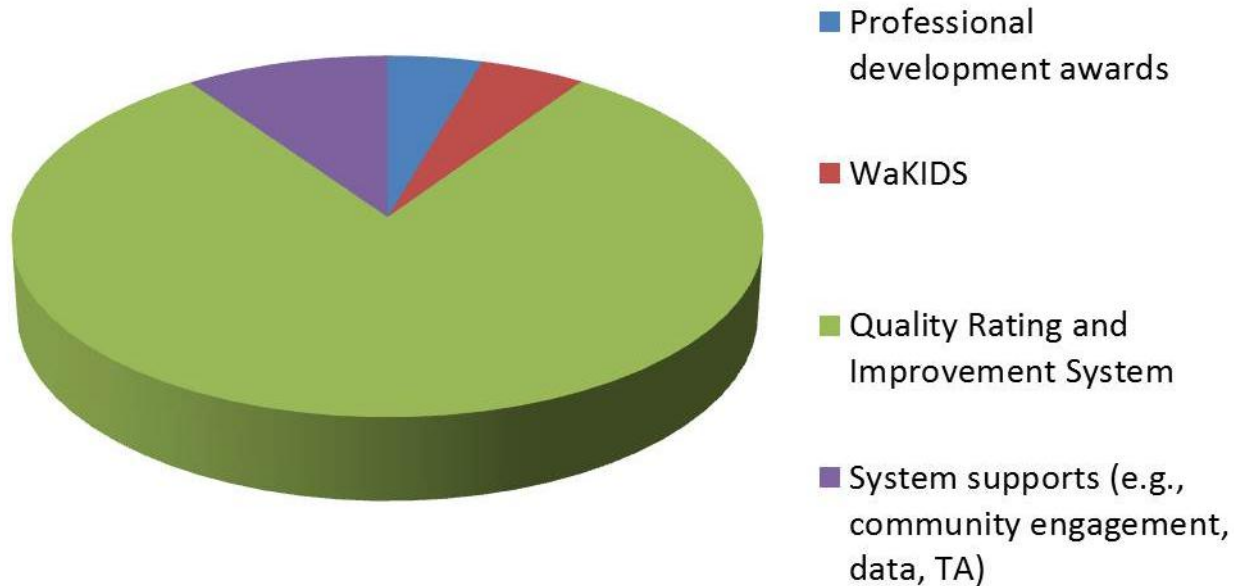
Washington's RTT-ELC application process

- ✓ Started with the Early Learning Plan
- ✓ RTT-ELC advisory group
- ✓ State leadership team
- ✓ Small group meetings:
 - Preschool-third grade alignment
 - Home visiting
 - Professional development
 - Advocates
 - Quality Rating and Improvement System

What's in the application?

- ✓ Washington Kindergarten Inventory of Developing Skills (WaKIDS)
 - Reach all kids by 2014-15 school year
- ✓ Quality Rating and Improvement System (QRIS)
 - At scale statewide by 2015, support quality improvements at all levels
- ✓ Professional development incentives
 - Reward, incentivize and support professional development
- ✓ Community and family engagement
- ✓ Strengthened data system

What would \$60 million “buy” WA?



- ✓ Application needed to demonstrate state commitment to early learning
- ✓ Washington’s proposal is lean, and relies most heavily on repurposing existing dollars.
- ✓ Does not require the state to increase funding for early learning during the grant period (1/1/2012 through 12/31/2015)
- ✓ Some modest increases in state revenue are projected after the grant period.

RTT-ELC budget—QRIS

Rating & Monitoring

\$6.3M

Support to get everyone into the QRIS system and move them up to a Level II over time

Coaching, Training, & TA

\$19.2M

Improvement activities

Quality Improvement Awards

\$7.75M

Rewards for quality in levels III-V

Training Hub Incentive Awards

\$8.9M

Reward to HS/ECEAP for opening up trainings to local child care

Program Evaluation

\$1.6M

%5 of program costs to improve system

RTT-ELC budget—Other

WaKIDS

\$2.3M

Scale WaKIDS by 2014-15

Professional Development Incentives

\$5.75M

Encourage participation in MERIT, level awards for educational attainment

System Supports

\$8.2M

Community Engagement

\$600K

Information/Material Dev

\$2M

Data

\$4.5M

Administration

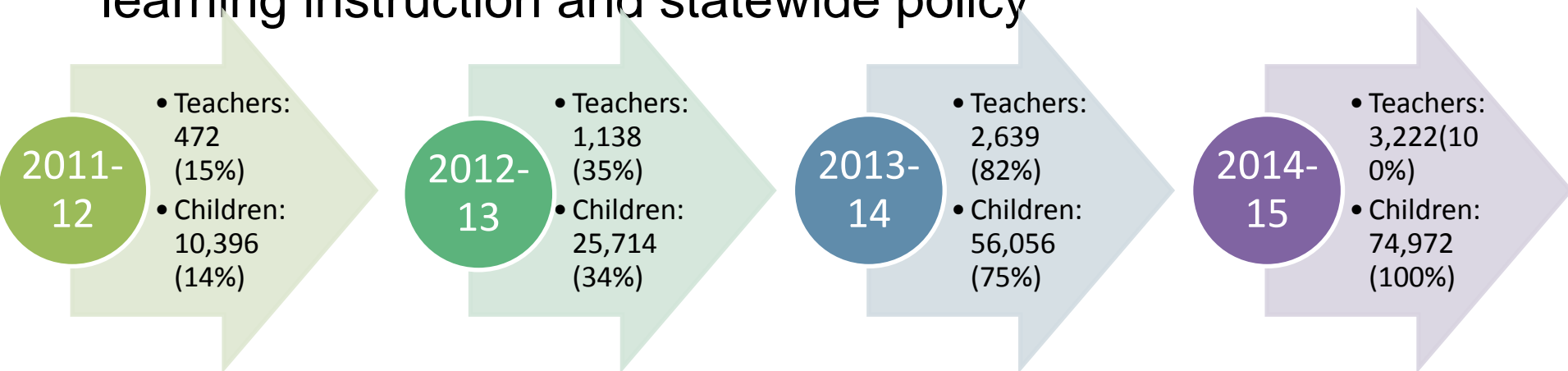
\$700K

T/A (Required minimum)

\$400K

What does success look like? WaKIDS

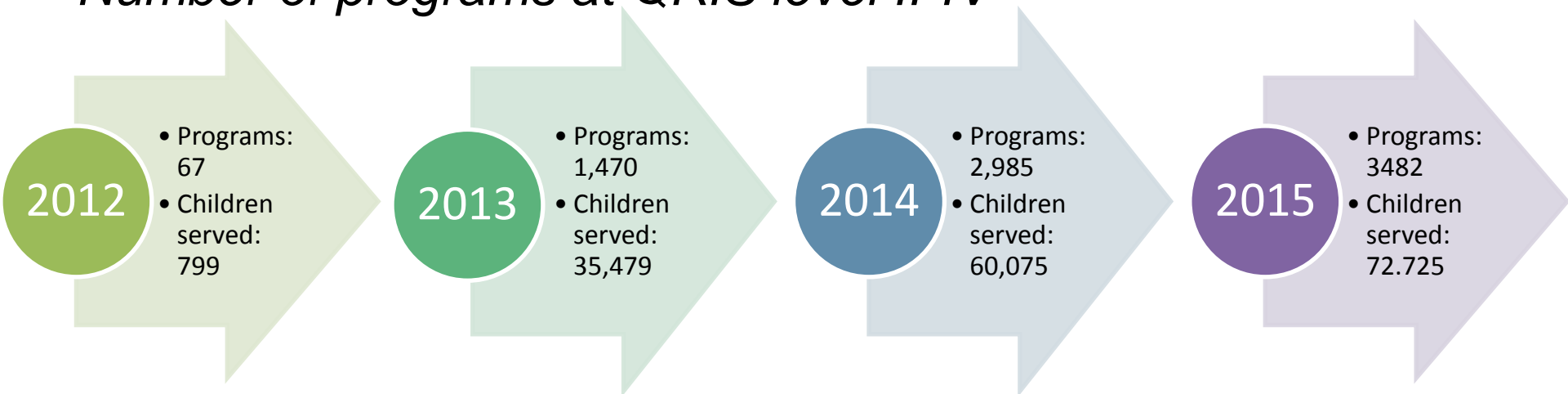
- ✓ By 2014-15 school year, WaKIDS will be scaled up to include all schools statewide
- ✓ In 2012-13, WaKIDS includes all FDK schools, and those funded through private P-3 efforts
- ✓ WaKIDS data linked to P-20 data system
- ✓ WaKIDS data being used to inform K-instruction, early learning instruction and statewide policy



What does success look like? QRIS

- ✓ All licensed child care, ECEAP, and Head Start eligible for QRIS (2012) at level 1
- ✓ By 2015, 54% of participants in QRIS will be level II or higher (20% of participants will be levels III-V)
- ✓ 60% of children in care will be in levels II-V
- ✓ Tiered reimbursement policy will support and incentivize quality improvement

Number of programs at QRIS level II-IV



WaKIDS implementation timeline

School Year	Current Law	RTTT Application
2011-12	Voluntary in state-funded full-day K	Not applicable
2012-13	Required in state-funded full-day K	Administered in state and <u>district</u> funded full-day K
2013-14	Required in state-funded full-day K	Administered in state and <u>district</u> funded full-day K Administered in ½ day Kindergarten: Teacher must administer in only one classroom
2014-15	Required in state-funded full-day K	Administered in all Kindergarten classrooms



Questions?



Washington State Department of
Early Learning

Overview of the Early Childhood Education and Assistance Program (ECEAP)



Washington State Department of
Early Learning

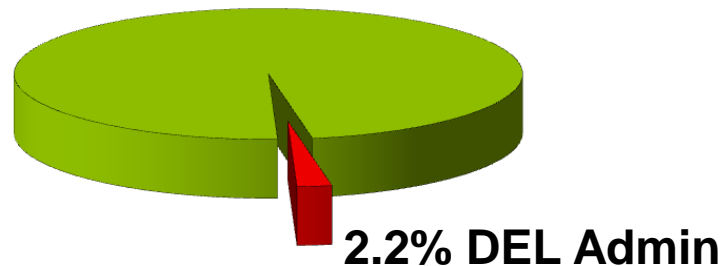
What is ECEAP?

- ✓ Washington's state-funded preschool program
- ✓ Helps prepare 3- and 4-year-old children from low-income families for success in school and in life:
 - Minimum of 320 preschool classroom hours per year
 - Nutrition and health coordination services
 - Family support services
- ✓ ECEAP received 9 out of 10 quality points from the National Institute for Early Education Research

ECEAP funding

- ✓ 2011-2012 school year enrollment slots: 8,391
- ✓ Average cost per enrollment slot: \$6,660
- ✓ 2011-13 ECEAP funding: \$114,312,000
 - GF-S: \$32 million
 - Opportunity Pathways Account: \$80 million
 - Federal Child Care and Development Fund: \$2.3 million

97.8% contracts to communities



ECEAP eligibility

- ✓ Children are eligible if they are at least 3 but not yet 5 by Aug. 31 of the school year and:
 - Are from families at or below 110 percent federal poverty level (\$24,585 per year for a family of four)
 - Qualify for special education services, OR
 - Are not income-eligible but have developmental or environmental risk factors related to school success



ECEAP availability

- ✓ Contractors provide ECEAP services in 37 of 39 counties at 265 sites
- ✓ 2010-11 school year ECEAP waiting list:
 - 1,416 4-year-olds
 - 2,925 3-year-olds
- ✓ About 18,600 children in Washington are eligible for ECEAP but are not served by either ECEAP or HS:
 - Wait lists
 - Child enrolled in another type of care
 - Family choice
 - No available services

Child and family characteristics

- ✓ 89% are 4-year-olds eligible for kindergarten next year
- ✓ 36% of children speak home language other than English
- ✓ 9% have IEPs for special education at some time during the year
- ✓ More than 1/3 of children have a parent who did not graduate from high school or obtain a GED.

At the time of enrollment...

- ✓ 7.5% homeless
- ✓ 4.5% in foster or kinship care
- ✓ 41% lived with a single parent
- ✓ 36% not up-to-date with well child medical exams
- ✓ 55% not up-to-date with recommended dental screenings



ECEAP child outcomes

- ✓ Health
- ✓ Social/emotional
- ✓ Physical
- ✓ Language
- ✓ Cognitive



www.del.wa.gov/publications/eceap/docs/ECEAP_outcomes_2010-11.pdf

Measuring ECEAP child outcomes

- ✓ Teaching Strategies GOLD
(apparent successful bidder):
 - Consistent statewide child assessment in ECEAP for first time
 - Same data collected as in WaKIDS, so prek and kindergarten teachers will “talk the same language”
 - Families will get consistent child development information from prek through kindergarten



	ECEAP	Head Start
Average funding	\$6,662 per slot	\$8,905 per slot
Administration	DEL Eight staff for design, contract, oversight, monitor and provide training and technical assistance	Federal DHHS/ACF Larger staff in relation to program size. Separate staff and offices for these functions.
Children served in Washington	8,391	9,887 in Region X 1,075 in AI/AN 1,428 in Migrant
Minimum classroom hours	320	448



Stay connected!
www.del.wa.gov



DEL Blog



DEL Twitter



DEL Facebook



DEL Listserv



Washington State Department of
Early Learning